

Scaled data based on original data using
LM-79-08 Approved Method: Electrical and Photometric Measurements of Solid-
State Lighting Products

Test Report Prepared for
Cooper Lighting Solutions
(formerly Eaton)

Brand: McGRAW-EDISON

Report Number: P200102

Luminaire Tested: **GWC-AF-02-LED-E1-RW-800**

Issue Date: 3/3/2020

Test Information

Test Method: LM-79-08
Report Number: P200102
TEST IS SCALED FROM IESNA LM-79-08 TEST DATA (P24166)
Test Lab: INNOVATION CENTER P2
Issue Date: 3/3/2020
Manufacturer: COOPER LIGHTING SOLUTIONS (FORMERLY EATON)
Product Line: MCGRAW-EDISON
Catalog Number: GWC-AF-02-LED-E1-RW-800
Description: GALLEON WALL LUMINAIRE
(2) 70 CRI, 4000K, 800mA LIGHTSQUARES WITH 16 LEDS EACH AND RECTANGULAR WIDE OPTICS
Light Source: -
Ballast/Driver: ELECTRONIC DRIVER

Summary

Lumens per Lamp: N/A
Luminaire Lumens: 10494.5 lumens
Efficiency: N/A
Efficacy: 122.0 lumens/watt
Luminous Opening: Rectangular (W 1' x L: 0.5' x H: 0')
IES Classification: Type II - Medium - Full Cutoff
BUG Rating: B3 - U0 - G3

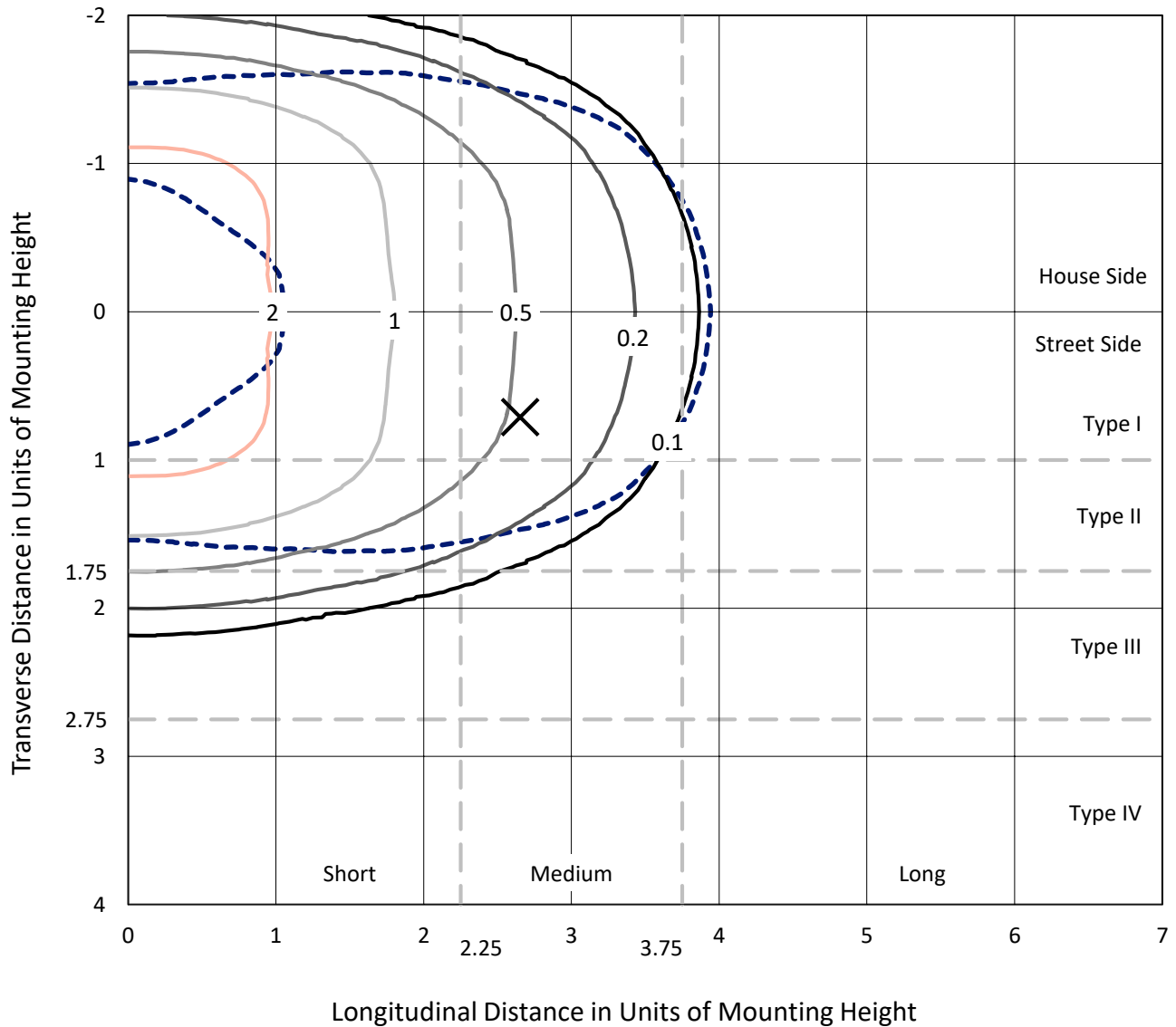
Input Watts (W): 86
Input Voltage (V): NR
Input Current (Ain): NR
Voltage Rise (V): NR
Power Factor: NR
Total Harmonic Distortion (THDi): NR
Frequency (hertz): 60
Stabilization Time: NR
Operation Time: NR
Ambient Temperature (°C): NR
Test Distance: 25 FT



REPORT NUMBER: P200102
 CATALOG NUMBER: GWC-AF-02-LED-E1-RW-800

Iso-Footcandle Lines of Horizontal Illumination

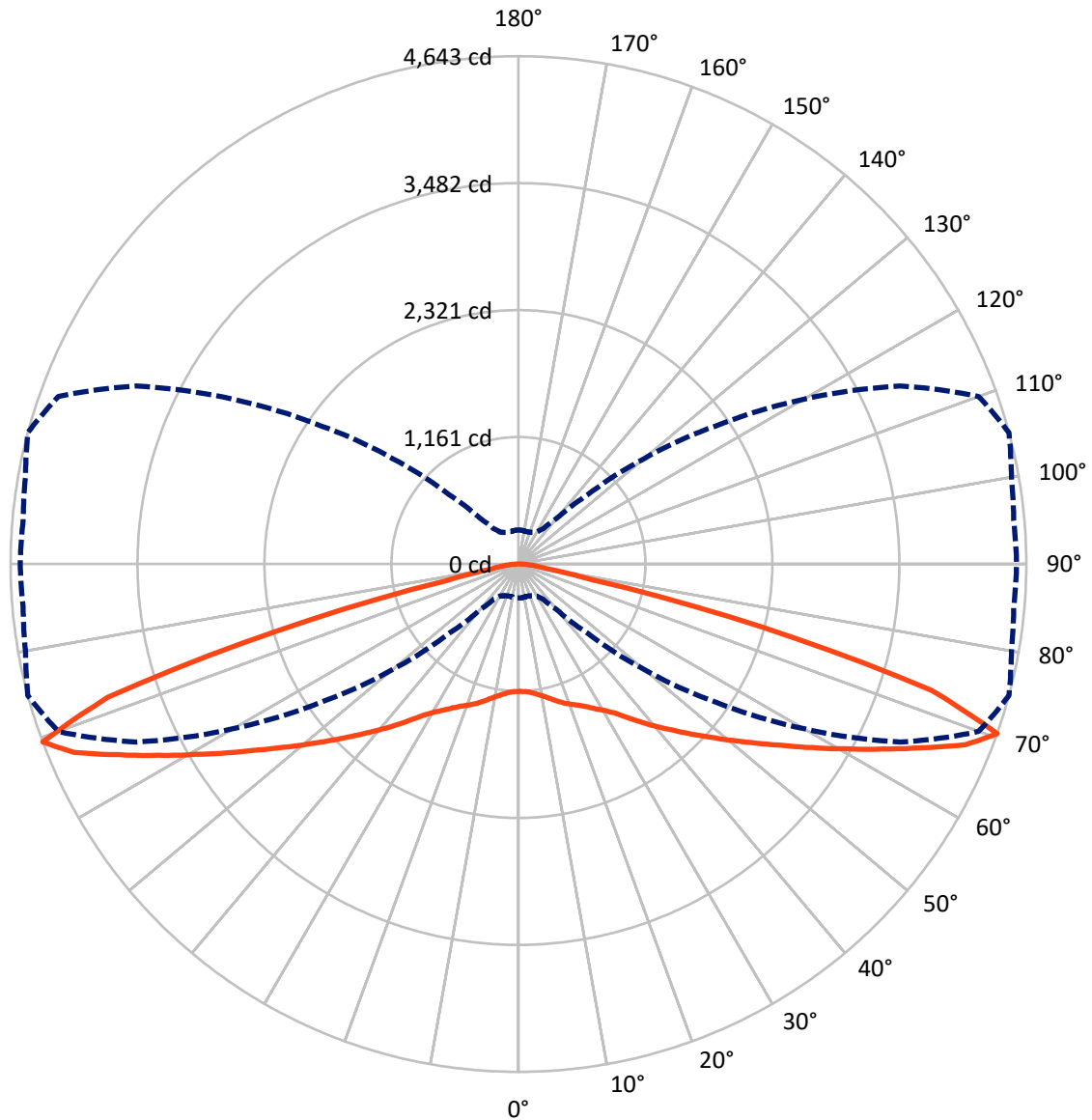
× Max cd
 - - - 1/2 Max cd



Based on 20 foot mounting height. Maximum calculated value = 2.9 fc
 Type II - Medium - Full Cutoff

REPORT NUMBER: P200102
CATALOG NUMBER: GWC-AF-02-LED-E1-RW-800

Luminous Intensity Polar Plot



— Vertical Plane Through 75-Deg Lateral - - - Horizontal Cone Through 70-Deg Vertical

REPORT NUMBER: P200102

CATALOG NUMBER: GWC-AF-02-LED-E1-RW-800

FLUX DISTRIBUTION:

		Downward	Upward	Total
House Side	Lumens	5247.2	0.0	5247.2
	% Fixture	50.0	0.0	50.0
Street Side	Lumens	5247.2	0.0	5247.2
	% Fixture	50.0	0.0	50.0
Total	Lumens	10494.5	0.0	10494.5
	% Fixture	100.0	0.0	100.0

Coefficient of Utilization

ZONAL LUMENS:

Zone	Lumens	% Fixture
0°-10°	111.6	1.1
10°-20°	346.9	3.3
20°-30°	652.9	6.2
30°-40°	1156.2	11.0
40°-50°	1933.5	18.4
50°-60°	2694.3	25.7
60°-70°	2498.6	23.8
70°-80°	995.8	9.5
80°-90°	104.7	1.0
90°-100°	0.0	0.0
100°-110°	0.0	0.0
110°-120°	0.0	0.0
120°-130°	0.0	0.0
130°-140°	0.0	0.0
140°-150°	0.0	0.0
150°-160°	0.0	0.0
160°-170°	0.0	0.0
170°-180°	0.0	0.0
0°-90°	10494.5	100.0
0°-180°	10494.5	100.0



REPORT NUMBER: P200102

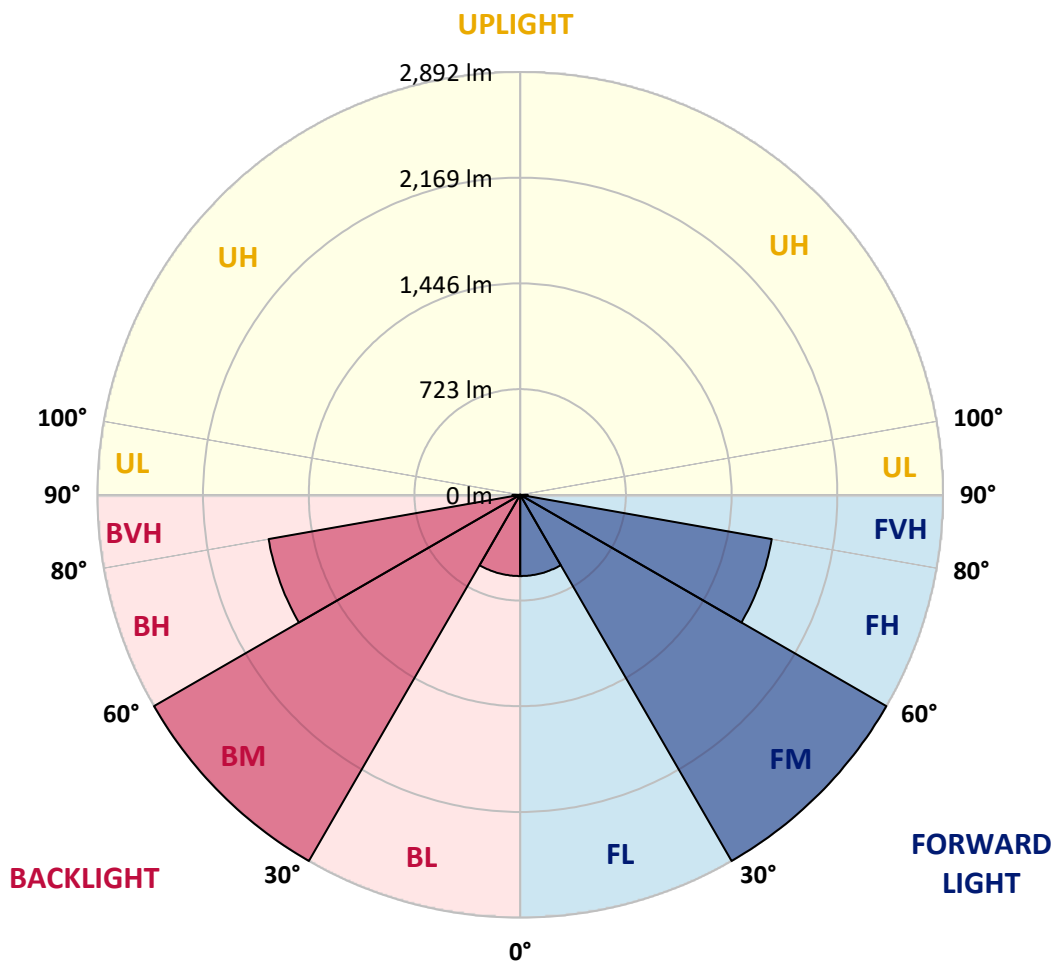
CATALOG NUMBER: GWC-AF-02-LED-E1-RW-800

LUMINAIRE CLASSIFICATION SYSTEM LUMEN TABLE AND BUG RATING:

Zone		Lumens	% Fixture	Zone Rating/Lumen Limit		
				B	U	G
FL	(0°-30°)	555.7	5.3			
FM	(30°-60°)	2892.0	27.6			
FH	(60°-80°)	1747.2	16.6			G1/1800
FVH	(80°-90°)	52.3	0.5			G1/100
BL	(0°-30°)	555.7	5.3	B2/1000		
BM	(30°-60°)	2892.0	27.6	B3/5000		
BH	(60°-80°)	1747.2	16.6	B3/2500		G3/2500
BVH	(80°-90°)	52.3	0.5			G1/100
UL	(90°-100°)	0.0	0.0		U0/0	
UH	(100°-180°)	0.0	0.0		U0/0	

BUG Rating: B3-U0-G3

Type II Medium





REPORT NUMBER: P200102

CATALOG NUMBER: GWC-AF-02-LED-E1-RW-800

CANDELA DISTRIBUTION (FULL):

	0°	5°	10°	15°	20°	25°	30°	35°	40°	45°	50°
0°	1164.1	1164.1	1164.1	1164.1	1164.1	1164.1	1164.1	1164.1	1164.1	1164.1	1164.1
2.5°	1162.1	1161.2	1162.1	1161.6	1162.6	1162.6	1163.6	1165.6	1165.6	1167.1	1166.6
5°	1150.7	1150.2	1151.6	1153.2	1154.6	1157.7	1160.6	1165.0	1168.5	1171.1	1173.5
7.5°	1128.4	1128.4	1130.4	1133.8	1137.3	1143.8	1150.7	1159.6	1168.5	1176.0	1182.4
10°	1110.0	1111.0	1113.5	1119.4	1125.3	1135.3	1144.8	1157.7	1170.1	1182.4	1192.4
12.5°	1099.1	1100.6	1105.1	1114.0	1123.9	1137.3	1151.6	1168.0	1181.9	1196.9	1206.8
15°	1102.5	1103.6	1110.0	1120.9	1133.8	1150.7	1170.1	1189.4	1205.8	1221.6	1235.0
17.5°	1121.9	1123.4	1130.9	1143.2	1156.7	1176.5	1197.3	1219.2	1239.5	1257.3	1273.7
20°	1156.7	1158.1	1167.6	1180.9	1196.9	1217.1	1238.0	1260.8	1283.6	1302.4	1320.8
22.5°	1205.8	1208.2	1217.1	1230.5	1248.4	1270.2	1295.1	1319.3	1341.2	1358.5	1374.8
25°	1270.2	1275.7	1284.1	1298.9	1317.9	1337.7	1364.4	1389.3	1410.1	1426.5	1438.4
27.5°	1361.4	1368.9	1375.4	1389.8	1408.1	1426.9	1453.7	1475.6	1495.3	1511.3	1520.2
30°	1482.5	1489.9	1496.4	1510.3	1527.2	1545.0	1570.3	1589.7	1602.0	1614.4	1613.9
32.5°	1629.4	1637.2	1639.7	1654.6	1672.0	1691.3	1714.2	1725.0	1734.9	1736.5	1727.6
35°	1793.4	1797.4	1807.3	1827.2	1847.0	1862.9	1884.8	1890.2	1890.2	1882.7	1862.9
37.5°	1973.6	1976.0	1989.9	2012.2	2032.5	2048.9	2063.8	2074.7	2069.2	2053.4	2020.1
40°	2170.9	2175.4	2195.3	2215.1	2237.9	2253.3	2269.1	2271.2	2265.6	2242.3	2197.2
42.5°	2359.4	2363.3	2383.2	2414.5	2444.2	2465.5	2480.5	2483.4	2466.0	2444.8	2388.7
45°	2521.6	2532.0	2557.8	2594.5	2637.7	2668.0	2688.2	2696.7	2681.3	2653.5	2588.6
47.5°	2650.1	2660.5	2697.2	2740.8	2794.4	2843.5	2877.3	2895.1	2891.1	2870.3	2799.3
50°	2744.3	2754.2	2793.9	2847.5	2910.0	2971.0	3028.4	3071.1	3086.0	3076.6	3011.7
52.5°	2755.2	2771.6	2818.2	2890.1	2971.5	3054.7	3136.6	3209.0	3258.1	3265.6	3217.5
55°	2602.9	2619.3	2683.8	2790.4	2911.4	3047.4	3178.3	3300.2	3397.0	3446.6	3421.4
57.5°	2243.8	2273.1	2341.0	2466.0	2644.1	2847.5	3056.3	3273.0	3470.0	3601.4	3626.7
60°	1719.6	1754.3	1822.8	1955.7	2154.0	2396.6	2675.3	2995.7	3343.4	3639.0	3815.6
62.5°	1103.0	1135.8	1207.7	1323.3	1485.0	1747.8	2046.9	2427.4	2894.5	3361.3	3781.8
65°	566.9	584.7	622.5	692.4	818.4	1014.8	1283.1	1662.5	2196.7	2772.6	3380.6
67.5°	359.1	362.5	371.0	380.9	413.2	481.1	606.1	842.7	1282.2	1882.7	2594.5
70°	310.5	310.5	306.5	305.0	309.0	318.4	337.8	392.8	541.1	893.8	1496.4
72.5°	284.2	281.2	274.3	268.8	267.8	267.8	271.8	280.2	304.0	364.1	585.7
75°	261.9	253.5	244.1	237.5	235.1	232.6	232.1	233.6	238.6	248.0	279.8
77.5°	234.6	223.7	212.8	206.3	203.4	199.9	196.9	193.4	191.0	194.0	207.9
80°	201.8	189.5	181.1	177.1	174.1	169.1	162.6	156.7	151.3	150.3	158.8
82.5°	162.6	148.3	148.8	150.3	144.8	137.9	130.9	124.5	115.1	110.1	115.1
85°	131.4	124.0	120.5	129.9	122.0	111.6	100.7	89.3	74.4	62.5	67.9
87.5°	51.0	51.0	76.4	117.5	105.7	86.3	73.9	63.0	39.2	30.3	30.8
90°	0.0	0.0	0.0	0.0	0.0	0.0	0.0	0.0	0.0	0.0	0.0



REPORT NUMBER: P200102

CATALOG NUMBER: GWC-AF-02-LED-E1-RW-800

CANDELA DISTRIBUTION (continued):

	55°	60°	65°	70°	75°	80°	85°	90°
0°	1164.1	1164.1	1164.1	1164.1	1164.1	1164.1	1164.1	1164.1
2.5°	1166.1	1167.1	1166.6	1166.1	1166.1	1165.6	1166.1	1166.1
5°	1175.0	1177.5	1177.5	1178.4	1178.4	1179.0	1179.5	1179.0
7.5°	1188.4	1192.9	1195.8	1199.3	1199.8	1200.3	1201.3	1200.3
10°	1201.8	1210.7	1217.1	1223.6	1226.6	1227.5	1228.6	1228.6
12.5°	1218.6	1231.0	1242.5	1253.8	1259.4	1262.3	1262.3	1264.3
15°	1246.4	1258.8	1272.2	1287.6	1297.0	1302.0	1303.4	1303.4
17.5°	1285.6	1296.5	1307.9	1322.8	1334.7	1341.2	1342.6	1342.1
20°	1331.3	1341.6	1348.0	1357.6	1367.9	1375.4	1377.4	1377.4
22.5°	1383.3	1389.3	1390.3	1393.3	1401.6	1411.6	1416.1	1417.0
25°	1440.8	1442.4	1438.4	1438.4	1443.8	1453.2	1457.7	1458.2
27.5°	1515.2	1507.8	1497.9	1494.4	1497.9	1508.8	1514.3	1516.2
30°	1608.0	1590.2	1567.4	1554.9	1552.9	1567.4	1577.2	1578.7
32.5°	1714.2	1688.4	1658.1	1632.8	1626.3	1635.3	1647.2	1646.6
35°	1840.1	1809.4	1772.7	1740.4	1725.5	1734.4	1751.3	1753.3
37.5°	1985.4	1945.2	1903.1	1862.4	1839.2	1841.6	1859.4	1865.5
40°	2147.6	2095.5	2042.4	1987.9	1954.7	1948.2	1970.1	1973.6
42.5°	2321.2	2254.3	2187.3	2119.9	2077.2	2067.3	2092.5	2091.1
45°	2506.2	2420.9	2342.6	2268.2	2217.6	2202.7	2223.5	2223.5
47.5°	2705.1	2599.9	2506.7	2422.3	2367.3	2346.0	2365.9	2367.3
50°	2915.9	2804.3	2694.7	2601.0	2535.0	2507.7	2533.5	2537.4
52.5°	3125.7	3017.1	2906.5	2799.3	2719.5	2686.3	2716.0	2728.9
55°	3338.5	3231.8	3126.2	3021.6	2926.8	2887.6	2919.4	2935.8
57.5°	3563.1	3464.4	3363.8	3258.1	3166.9	3105.9	3139.6	3161.4
60°	3826.6	3742.3	3637.5	3521.0	3428.7	3366.7	3386.1	3405.4
62.5°	4034.8	4067.6	3978.8	3843.9	3725.4	3646.0	3664.8	3685.2
65°	3934.2	4269.9	4348.8	4212.4	4048.2	3924.8	3916.8	3927.2
67.5°	3288.4	3940.6	4416.3	4546.2	4408.8	4237.2	4205.5	4220.8
70°	2199.7	3012.1	3851.3	4476.2	4642.5	4576.0	4544.8	4554.2
72.5°	1056.4	1754.3	2612.8	3443.7	3949.5	4181.6	4256.1	4292.3
75°	386.4	696.3	1259.4	1897.7	2291.0	2652.0	2887.6	2983.8
77.5°	233.1	281.2	402.2	605.6	686.0	767.8	736.0	751.9
80°	172.6	194.9	220.8	248.0	257.0	257.0	247.0	239.1
82.5°	121.0	135.4	147.8	162.6	166.6	159.2	130.9	104.1
85°	77.8	84.3	89.8	99.2	96.7	92.3	62.0	55.0
87.5°	35.7	40.7	42.7	47.2	45.1	43.2	30.8	25.8
90°	0.0	0.0	0.0	0.0	0.0	0.0	0.0	0.0

(END OF REPORT)